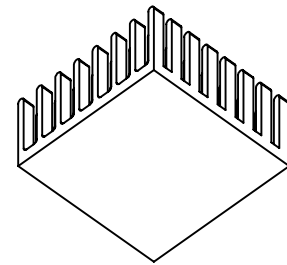
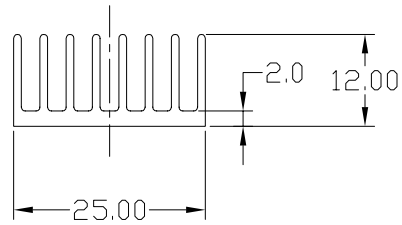
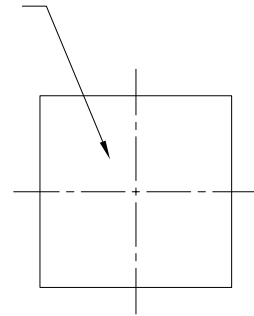
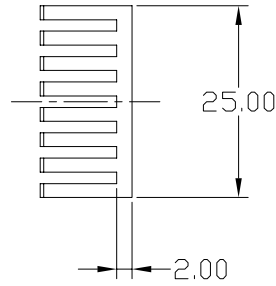
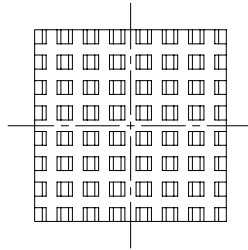



NOTICE - PROPRIETARY INFORMATION
 THE DESIGN AND RELATED INFORMATION CONTAINED HEREIN
 IS THE SOLE PROPERTY OF COFAN INC. THE DISCLOSURE
 OF THIS INFORMATION DOES NOT CONSTITUTE THE RELEASE OF
 ANY PROPRIETARY RIGHTS THEREIN. PERMISSION TO REPRODUCE
 THIS INFORMATION OR THE PRODUCTS DISCLOSED HEREIN
 MUST BE OBTAINED IN WRITING FROM COFAN INC.

Attach Heatsink To BGA Using Loctite 384 with Loctite 7387 Activator



NOTES:

1. REMOVE ALL BURRS AND SHARP EDGES.
2. ATTACH HEATSINK TO BGA USING LOCKTITE 384 THERMAL EPOXY AND LOCKTITE 7387 ACTIVATOR (NOT INCLUDED WITH HEATSINK)

DO NOT SCALE DRAWING UNLESS OTHERWISE SPECIFIED DIMENSIONS ARE IN MILLIMETRE TOLERANCES ARE: 1 PLACE .X ± 0.4 2 PLACE .XX ± 0.25 3 PLACE .XXX ± 0.13 ANGLES EXCEPT 90° ± 1° MAXIMUM SURFACE ROUGHNESS 125√	DRAWING NUMBER:	20-1045		 1400 FULTON PL. UNIT A FREMONT CA 94539
	MATERIAL:	AL 6063-T5		
	FINISH:	BLACK ANODIZED		PART NUMBER: 20-1045 REV: X01
	DRAWN BY:	DAN	SHEET:	1 OF 1