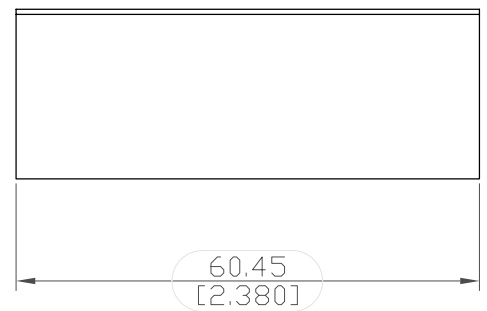
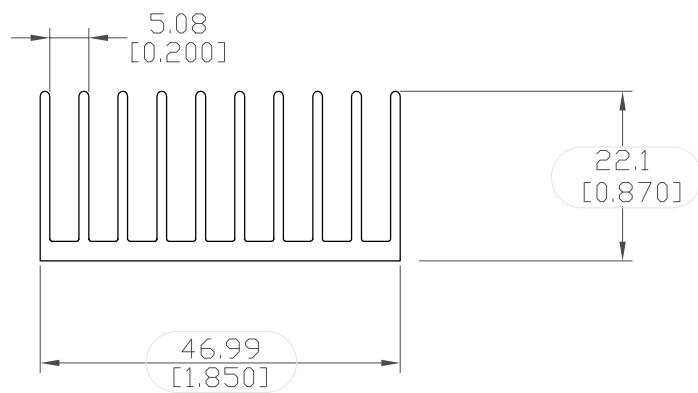
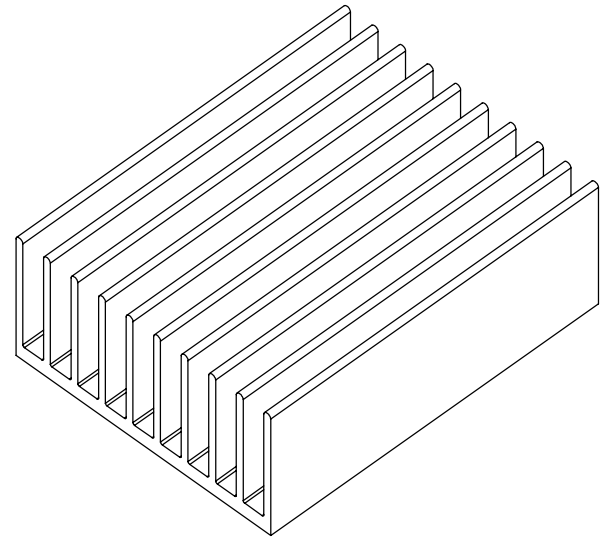



NOTICE - PROPRIETARY INFORMATION
 THE DESIGN AND RELATED INFORMATION CONTAINED HEREIN
 IS THE SOLE PROPERTY OF COFAN INC. THE DISCLOSURE
 OF THIS INFORMATION DOES NOT CONSTITUTE THE RELEASE OF
 ANY PROPRIETARY RIGHTS THEREIN. PERMISSION TO REPRODUCE
 THIS INFORMATION OR THE PRODUCTS DISCLOSED HEREIN
 MUST BE OBTAINED IN WRITING FROM COFAN INC.



NOTES:

1. MARK PART NUMBER AND REVISION LEVEL APPROXIMATELY WHERE SHOWN. MARKING TO BE 3.30±0.5 TALL. RUBBER STAMP OR LASER MARK IN PERMANENT CONTRASTING COLOR OR METAL STAMP TO DEPTH OF 0.10±0.03, PRIOR TO ANODIZING.
2. PACKAGING: - SHRINK-WRAP PARTS IN A CLEAR PLASTIC BAG IN QUANTITIES OF 25.
 - SHIP IN AN ISTA APPROVED DOUBLE CURROGATED CARTON.
 - DESSICANT TO BE USED WHEN PACKAGING ENVIRONMENT EXCEEDS 70% RH.
3. INSPECTION DIMENSIONS ARE SHOW IN THIS SYMBOL:
4. CRITICAL DIMENSIONS ARE TAGGED AS "CRITICAL" .
5. FIN TAPER: 0 TO 3 DEGREES DEPENDING ON FABRICATION METHOD.

DO NOT SCALE DRAWING UNLESS OTHERWISE SPECIFIED DIMENSIONS ARE IN MILLIMETRE TOLERANCES ARE: 1 PLACE .X ± 0.4 2 PLACE .XX ± 0.25 3 PLACE .XXX ± 0.13 ANGLES EXCEPT 90° ± 1° MAXIMUM SURFACE ROUGHNESS 125√	DRAWING NUMBER: 20-1167		 <small>1400 FULTON PL. UNIT A FREMONT CA 94539</small>
	MATERIAL: AL 6063-T5		
	FINISH: BLACK ANODIZED		HEAT SINK
	DRAWN BY: DAN	PART NUMBER: 20-1167	REV: 01
ENGINEER: I.C.	SHEET: 1 OF 1	DATE DRAWN: 03-20-2003	SCALE: 1:1