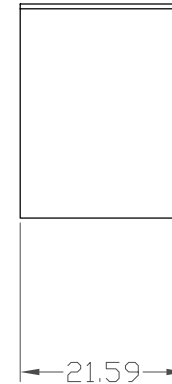
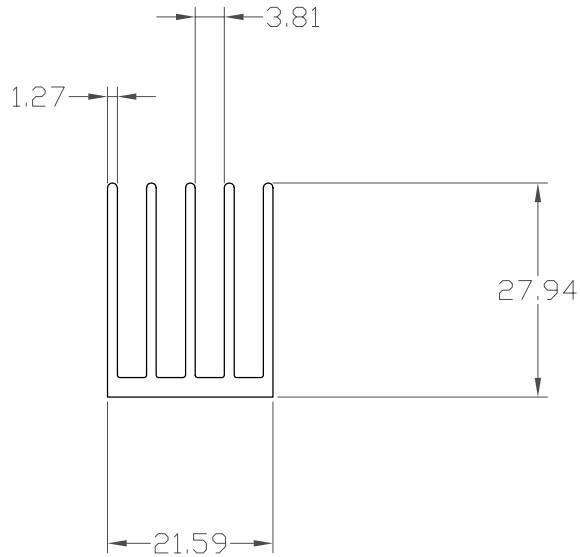
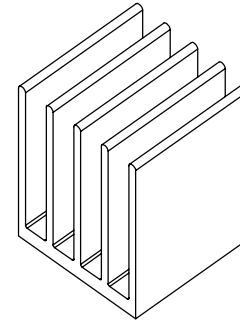
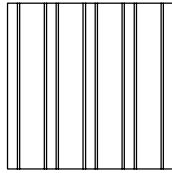


NOTICE - PROPRIETARY INFORMATION  
 THE DESIGN AND RELATED INFORMATION CONTAINED HEREIN  
 IS THE SOLE PROPERTY OF COFAN INC. THE DISCLOSURE  
 OF THIS INFORMATION DOES NOT CONSTITUTE THE RELEASE OF  
 ANY PROPRIETARY RIGHTS THEREIN. PERMISSION TO REPRODUCE  
 THIS INFORMATION OR THE PRODUCTS DISCLOSED HEREIN  
 MUST BE OBTAINED IN WRITING FROM COFAN INC.



NOTES:

1. MARK PART NUMBER AND REVISION LEVEL APPROXIMATELY WHERE SHOWN. MARKING TO BE 3.30±0.5 TALL. RUBBER STAMP OR LASER MARK IN PERMANENT CONTRASTING COLOR OR METAL STAMP TO DEPTH OF 0.10±0.03, PRIOR TO ANODIZING.
2. PACKAGING: - SHRINK-WRAP PARTS IN A CLEAR PLASTIC BAG IN QUANTITIES OF 25.  
 - SHIP IN AN ISTA APPROVED DOUBLE CURROGATED CARTON.  
 - DESSICANT TO BE USED WHEN PACKAGING ENVIRONMENT EXCEEDS 70% RH.
3. INSPECTION DIMENSIONS ARE SHOW IN THIS SYMBOL:
4. CRITICAL DIMENSIONS ARE TAGGED AS "CRITICAL" .
5. FIN TAPER: 0 TO 3 DEGREES DEPENDING ON FABRICAION METHOD.

DO NOT SCALE DRAWING UNLESS OTHERWISE SPECIFIED DIMENSIONS ARE IN MILLIMETRE TOLERANCES ARE: 1 PLACE .X ± 0.4 2 PLACE .XX ± 0.25 3 PLACE .XXX ± 0.13 ANGLES EXCEPT 90° ± 1° MAXIMUM SURFACE ROUGHNESS 125√	DRAWING NUMBER: 20-1169		1400 FULTON PL. UNIT A FREMONT CA 94539 <b>HEAT SINK</b> 21.6 x 21.6 x 28mm
	MATERIAL: AL 6063-T5		
	FINISH: BLACK ANODIZED		PART NUMBER: 20-1169 REV: X01
	DRAWN BY: DAN		SHEET: 1 OF 1 DATE DRAWN: 03-20-2003 SCALE: 1:1