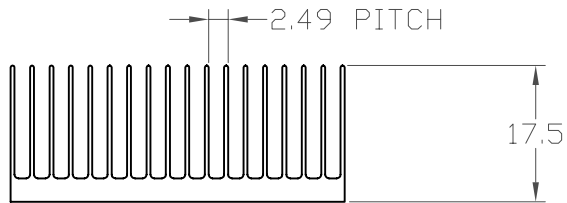
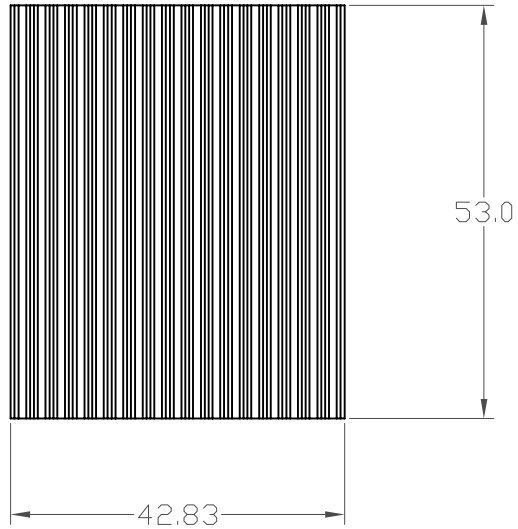


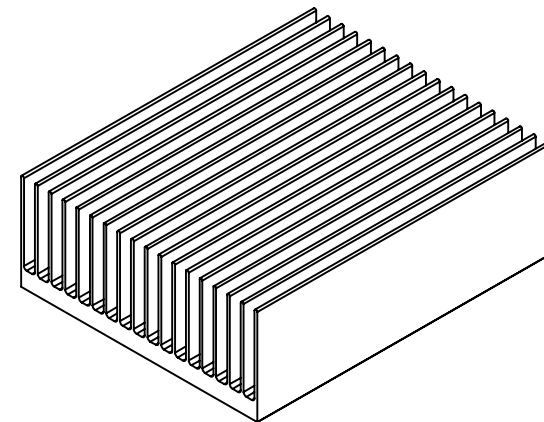
NOTICE - PROPRIETARY INFORMATION
 THE DESIGN AND RELATED INFORMATION CONTAINED HEREIN
 IS THE SOLE PROPERTY OF COFAN INC. THE DISCLOSURE
 OF THIS INFORMATION DOES NOT CONSTITUTE THE RELEASE OF
 ANY PROPRIETARY RIGHTS THEREIN. PERMISSION TO REPRODUCE
 THIS INFORMATION OR THE PRODUCTS DISCLOSED HEREIN
 MUST BE OBTAINED IN WRITING FROM COFAN INC.



NOTES (UNLESS OTHERWISE SPECIFIED):

- 1 MATERIAL: 6063-T5 ALLOY
- 2 FINISH: BLACK ANODIZE
- 3 DIMENSIONS AND TOLERANCE PER ANSI Y14.5-1982.
- 4 REMOVE ALL SHARP EDGES AND BURRS.
- 5 TOLERANCES UNLESS OTHERWISE NOTED:

1 PLACE .X	±0.4
2 PLACES .XX	±0.25
3 PLACES .XXX	±0.13
- 6 APPLY THERMAL INTERFACE MATERIAL BERGQUIST BOND-PLY 100(.005 INCH) 2-SIDED PSA TAP TO SURFACE INDICATED.



DO NOT SCALE DRAWING <small>UNLESS OTHERWISE SPECIFIED DIMENSIONS ARE IN MILLIMETRE TOLERANCES ARE:</small>	DRAWING NUMBER: 20-1585	 <small>1400 FULTON PL. UNIT A FREMONT CA 94539</small>	HEAT SINK		
	MATERIAL: 1		42.8 x 53 x 17.5mm		
	FINISH: 2	PART NUMBER: 20-1585	REV: 01		
	DRAWN BY: DAN	ENGINEER: I.C.	SHEET: 1 OF 1	DATE DRAWN: 09-18-2003	SCALE: 1:1

