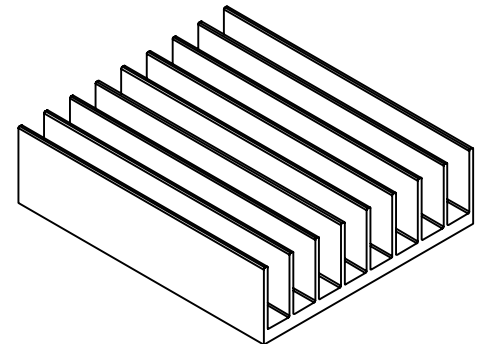
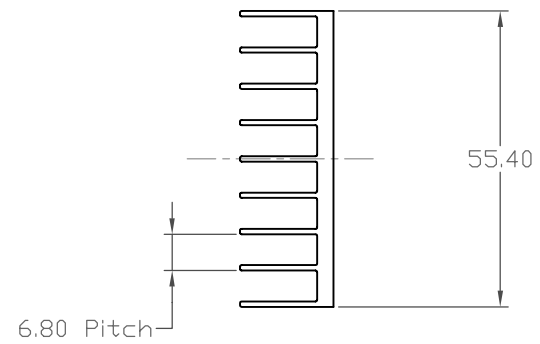
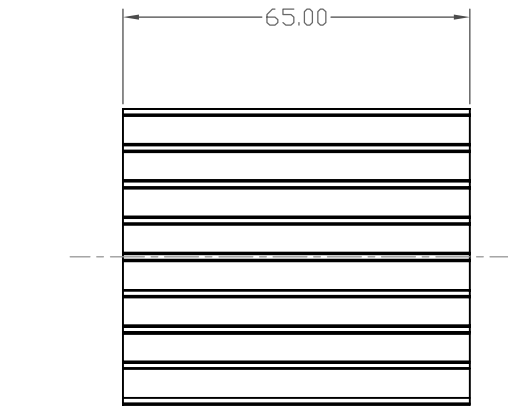


NOTICE - PROPRIETARY INFORMATION
 THE DESIGN AND RELATED INFORMATION CONTAINED HEREIN IS THE SOLE PROPERTY OF COFAN INC. THE DISCLOSURE OF THIS INFORMATION DOES NOT CONSTITUTE THE RELEASE OF ANY PROPRIETARY RIGHTS THEREIN. PERMISSION TO REPRODUCE THIS INFORMATION OR THE PRODUCTS DISCLOSED HEREIN MUST BE OBTAINED IN WRITING FROM COFAN INC.

REVISION HISTORY					
REV	DESCRIPTION	DRWN	CHK'D	APPVD	DATE

- NOTES:
1. MATERIAL: AL 6063-T5 .
 2. FINISH: ANODIZE BLACK.
 3. DIMENSIONS AND TOLERANCE PER ANSI Y14.5-1982.
 4. REMOVE ALL SHARP EDGES AND BURRS.
 5. \triangle IS CRITICAL INSPECTION POINT. NUMBERING IN TRIANGLE IS TO BE USED FOR CROSS REFERENCE OF INSPECTION REPORT TO DRAWING DIMENSION OR FEATURE.
 6. APPLY THERMAL INTERFACE MATERIAL BERGQUIST BOND-PLY 100 (0.13mm) 2-SIDED PSA TAP TO SURFACE INDICATED.
 7. PART NET WEIGHT: 52.1g/PCS.

RoHS
 Compliant
 2002/95/EC



DO NOT SCALE DRAWING <small>UNLESS OTHERWISE SPECIFIED DIMENSIONS ARE IN MILLIMETRE TOLERANCES ARE:</small> 1 PLACE .X ± 0.4 2 PLACE .XX ± 0.25 3 PLACE .XXX ± 0.13 ANGLES EXCEPT 90° $\pm 0.5^\circ$ MAXIMUM SURFACE ROUGHNESS $6.3\sqrt{\quad}$	DRAWN BY:	Long.T	DATE:	Jul-24-07	CUSTOMER DRAWING NUMBER:	-----	 46177 WARM SPRING BLVD FREMONT CA 94539	NAME: HEAT SINK					
	CHECKED BY:				CUSTOMER PART NUMBER:	-----		55.4 x 65 x 17.5mm					
	CHECKED BY:					CDFAN DRAWING NUMBER:	20-3029	SCALE:	1:1	CUS REV:	01	CDF REV:	01
	APPR BY:					CDFAN PART NUMBER:	20-3029	SHEET:	1 OF 1		DATE DRAWN:		Jul-24-2007