



Approval Specification for Cofan Part # 11-1002 Rev 01

15W TEC Assembly, 5V, 100x100x95mm

Revision Date: Nov 19, 2007

Cofan USA, 46177 Warm Springs Blvd Fremont, CA 94539 [www.cofan-usa.com](http://www.cofan-usa.com) (800) 766-6097

**NOTICE - PROPRIETARY INFORMATION**  
 THE DESIGN AND RELATED INFORMATION CONTAINED HEREIN IS THE SOLE PROPERTY OF COFAN USA INC. THE DISCLOSURE OF THIS INFORMATION DOES NOT CONSTITUTE THE RELEASE OF ANY PROPRIETARY RIGHTS THEREIN. PERMISSION TO REPRODUCE THIS INFORMATION OR THE PRODUCTS DISCLOSED HEREIN MUST BE OBTAINED IN WRITING FROM COFAN USA INC.

REVISION HISTORY					
REV	DESCRIPTION	DRWN	CHK'D	APP'VD	DATE
-	-	-	-	-	-

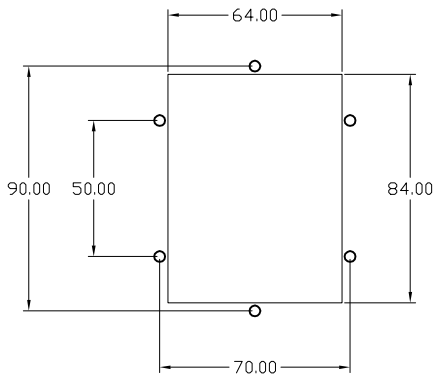
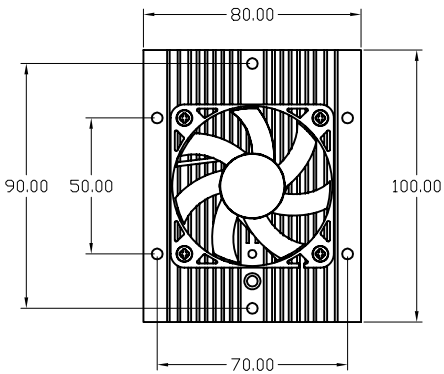
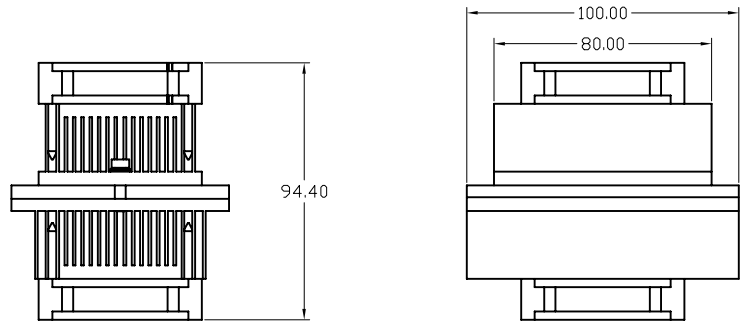
**COOLER SPECIFICATIONS:**  
 VOLTAGE: 5 VDC, 8.6 VDC MAX  
 CURRENT DRAW: 5.5A @ 5 VDC, NORMAL OPERATING CONDITIONS  
 6.3A @ 5 VDC, STARTUP  
 TEC COOLING POWER: 15W @ 5V, 4.1A  
 INPUT POWER: 29W  
 MAX TEMP HOT SIDE: 65°C  
 WEIGHT: 0.75 Kg  
 OPERATING TEMPERATURE: 0°C TO 55°C  
 \*ABOVE PARAMETERS ARE ±10%

**FANS**  
 COLD SIDE FAN: F-6015H05BI, 4600 RPM, 0.85A  
 HOT SIDE FAN: F-6015H05BI, 4600 RPM, 0.85A

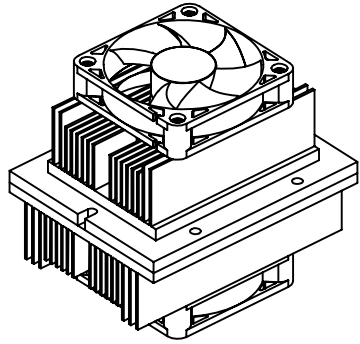
**HEATSINK MATERIAL: AL6063**  
**HEATSINK FINISH: BLACK ANODIZE**

**WIRE CONFIGURATION: FANS WIRED IN PARALLEL AND LEFT UNTERMINATED.**  
 CUSTOM WIRE CONFIGURATIONS AVAILABLE

**CUSTOM HEATSINKS AVAILABLE**  
 FOR MORE INFORMATION CONTACT: INFO@COFAN-USA.COM



CUT OUT FOR MOUNTING

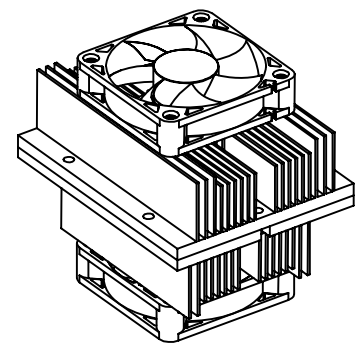
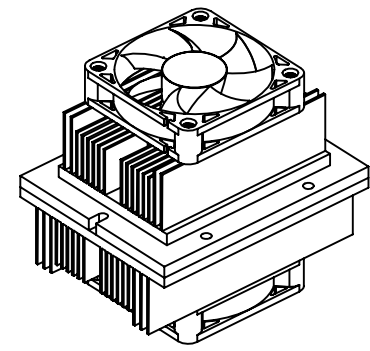
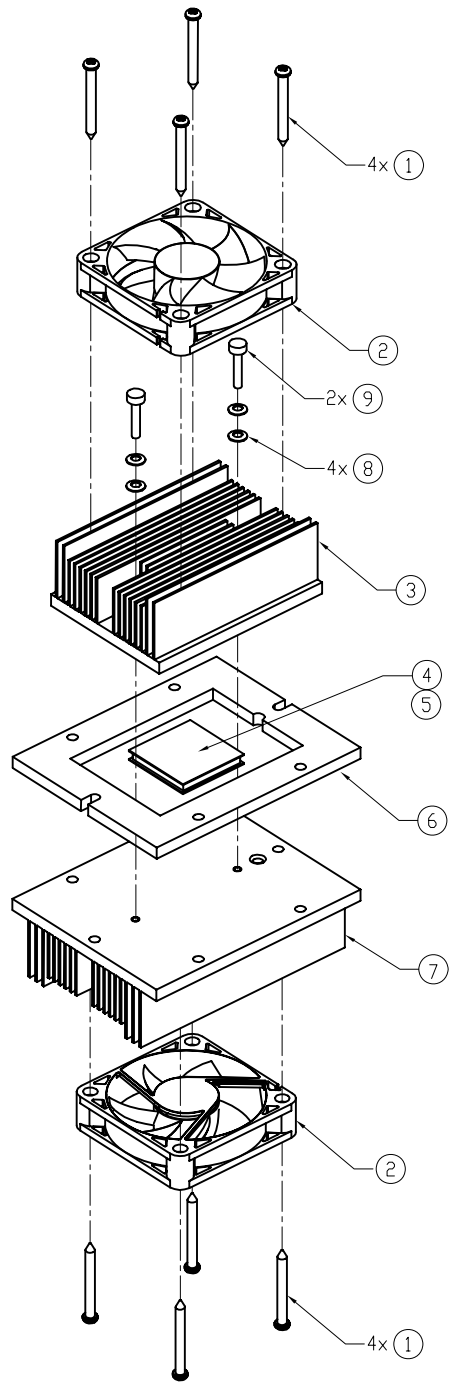


<b>DO NOT SCALE DRAWING</b>		NAME:	DATE:	CUSTOMER DRAWING NUMBER:	 <small>46177 VARN SPRING BLVD FREMONT CA 94539</small>		
UNLESS OTHERWISE SPECIFIED DIMENSIONS ARE IN MILLIMETRE TOLERANCES ARE:		DRAWN BY:	Mark.S	11/19/07	CUSTOMER PART NUMBER:	NAME:	
1 PLACE .X	± 0.25	CHECKED BY:			[----]	Air to Air Cooler, 15W, 5V @ 6.3A MAX	
2 PLACE .XX	± 0.13	CHECKED BY:			[----]	SCALE:	CUS REV:
3 PLACE .XXX	± 0.08	CHECKED BY:			COFAN DRAWING NUMBER:	NONE	-
ANGLES EXCEPT 90°	± 0.5°	APPR BY:			11-1002	COF REV:	01
MAXIMUM SURFACE ROUGHNESS	6.3				COFAN PART NUMBER:	SHEET:	DATE DRAWN:
					11-1002	1 OF 2	11/19/2007

RoHS  
 COMPLIANT  
 2002/95/EC

NOTICE - PROPRIETARY INFORMATION  
 THE DESIGN AND RELATED INFORMATION CONTAINED HEREIN IS THE SOLE PROPERTY OF COFAN USA INC. THE DISCLOSURE OF THIS INFORMATION DOES NOT CONSTITUTE THE RELEASE OF ANY PROPRIETARY RIGHTS THEREIN. PERMISSION TO REPRODUCE THIS INFORMATION OR THE PRODUCTS DISCLOSED HEREIN MUST BE OBTAINED IN WRITING FROM COFAN USA INC.

REVISION HISTORY					
REV	DESCRIPTION	DRWN	CHK'D	APPVD	DATE
-	-	-	-	-	-



ITEM	DESCRIPTION	PART NUMBER	MATERIAL/FINISH	QTY
①	M3.5x32 FAN SCREW, PHIL	60-1144 REV 01	STEEL / BLACK ZINC	8
②	60x15mm 5v DC FAN	F-6015H05BI	-	2
③	COLD SIDE HEATSINK	20-1741 REV 01	AL6063 / BLACK ANODIZE	1
④	TEC, 5V, 8.6V MAX, 37W @ 7A MAX, 30x30x3.8mm	10-1017 REV 01	-	1
⑤	THERMAL GREASE, STARS 801	70-1101 REV 01	-	1
⑥	GASKET, PSA	50-1323 REV 01	R10480 DR EQUIV	1
⑦	HOT SIDE HEATSINK	20-1740 REV 01	AL6063 / BLACK ANODIZE	1
⑧	BELLEVILLE WASHER	50-1104 REV 01	SS / DEGREASE	4
⑨	M3 MOUNTING SCREW	60-1082 REV 01	SS304 / DEGREASE	2

DO NOT SCALE DRAWING		NAME:	DATE:	CUSTOMER DRAWING NUMBER:	 46177 VARN SPRING BLVD FREMONT CA 94539			
UNLESS OTHERWISE SPECIFIED DIMENSIONS ARE IN MILLIMETRE TOLERANCES ARE:		DRAWN BY:	Mark.S	11/19/07	CUSTOMER PART NUMBER:	Air to Air Cooler, 15W, 5V @ 6.3A MAX		
1 PLACE .X	± 0.25	CHECKED BY:			COFAN DRAWING NUMBER:	SCALE:	CUS REV:	COF REV:
2 PLACE .XX	± 0.13	CHECKED BY:			11-1002	NONE	-	01
3 PLACE .XXX	± 0.08	APPR BY:			COFAN PART NUMBER:	SHEET:	DATE DRAWN:	
ANGLES EXCEPT 90°	± 0.5°				11-1002	2 OF 2	11/19/2007	
MAXIMUM SURFACE ROUGHNESS	6.3							

RoHS  
 COMPLIANT  
 2002/95/EC