



Approval Specification for Cofan Part # 11-1012 Rev 01

60W TEC Assembly, 12V, 160x120x130mm

Revision Date: Nov 28, 2007

Cofan USA, 46177 Warm Springs Blvd Fremont, CA 94539 [www.cofan-usa.com](http://www.cofan-usa.com) (800) 766-6097

**NOTICE - PROPRIETARY INFORMATION**  
 THE DESIGN AND RELATED INFORMATION CONTAINED HEREIN IS THE SOLE PROPERTY OF COFAN USA INC. THE DISCLOSURE OF THIS INFORMATION DOES NOT CONSTITUTE THE RELEASE OF ANY PROPRIETARY RIGHTS THEREIN. PERMISSION TO REPRODUCE THIS INFORMATION OR THE PRODUCTS DISCLOSED HEREIN MUST BE OBTAINED IN WRITING FROM COFAN USA INC.

REVISION HISTORY					
REV	DESCRIPTION	DRWN	CHK'D	APPVD	DATE
-	-	-	-	-	-

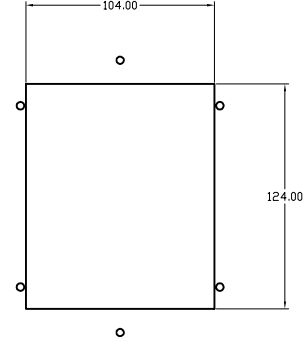
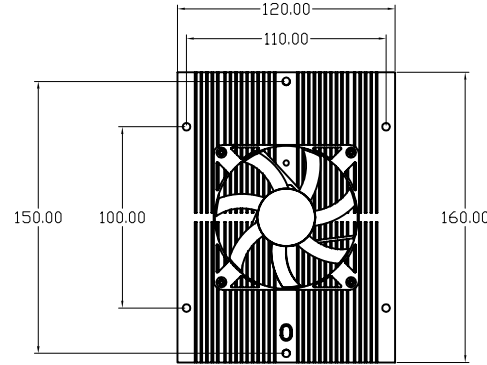
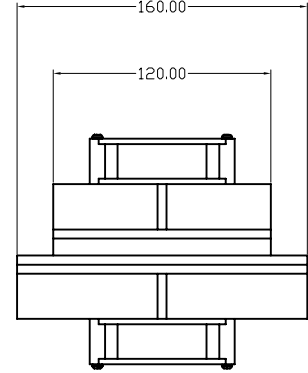
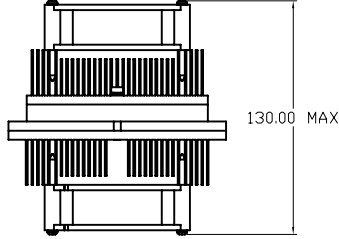
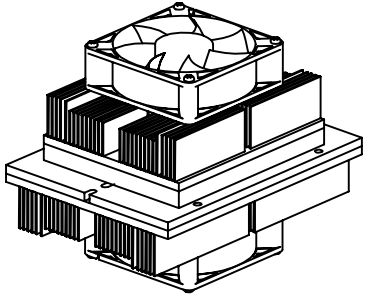
**COOLER SPECIFICATIONS:**  
 VOLTAGE: 12 VDC, 15.4 VDC Max  
 CURRENT DRAW: 6.6A @ 12 VDC, NORMAL OPERATING CONDITIONS  
 7.3A @ 12 VDC, STARTUP  
 TEC COOLING POWER: 60W @ 12V, 6.2A  
 INPUT POWER: 81.6W  
 MAX TEMP HOT SIDE: 65°C  
 WEIGHT: 1.2 Kg  
 OPERATING TEMPERATURE: 0°C TO 55°C  
 \*ABOVE PARAMETERS ARE ±10%

**FANS**  
 COLD SIDE FAN: F-8025HI2BI, 3000 RPM, 0.30A  
 HOT SIDE FAN: F-8025HI2BI, 3000 RPM, 0.30A

**HEATSINK MATERIAL: AL6063**  
**HEATSINK FINISH: BLACK ANODIZE**

**WIRE CONFIGURATION: FANS WIRED IN PARALLEL AND LEFT UNTERMINATED.**  
 CUSTOM WIRE CONFIGURATIONS AVAILABLE

**CUSTOM HEATSINKS AVAILABLE**  
 FOR MORE INFORMATION CONTACT: INFO@COFAN-USA.COM



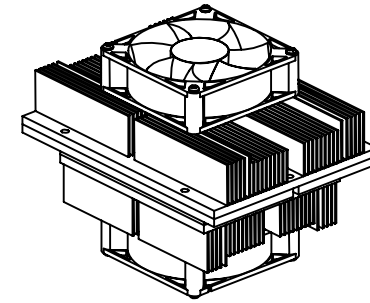
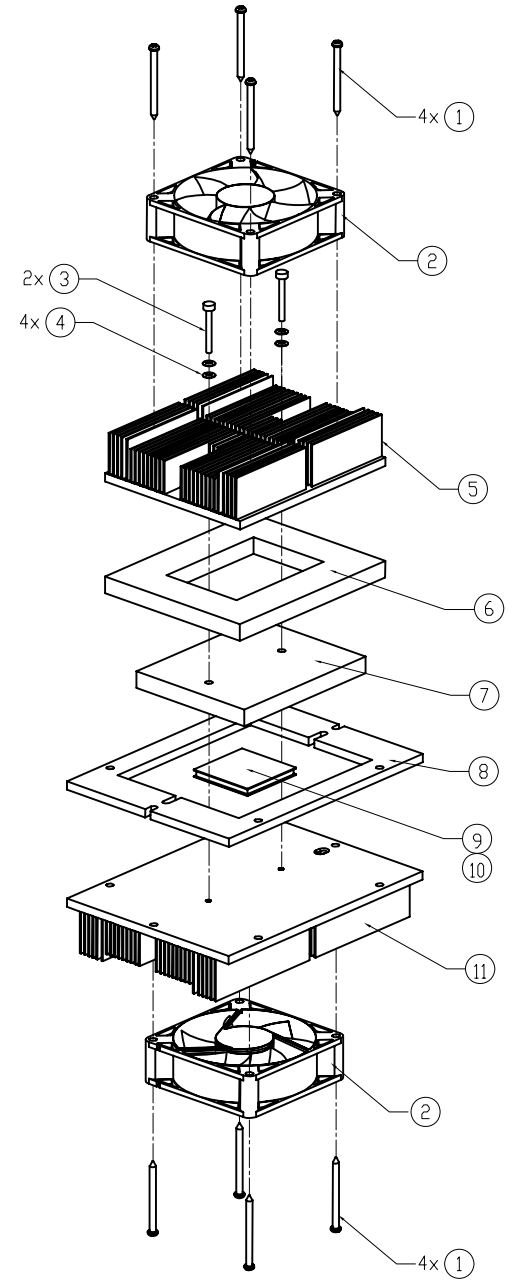
CUT OUT FOR MOUNTING

RoHS  
 COMPLIANT  
 2002/95/EC

<b>DO NOT SCALE DRAWING</b>		NAME:	DATE:	CUSTOMER DRAWING NUMBER:	 <small>46177 VARN SPRING BLVD FREMONT CA 94539</small>		
UNLESS OTHERWISE SPECIFIED DIMENSIONS ARE IN MILLIMETRE TOLERANCES ARE:		DRAWN BY:	Mark.S	11/27/07	CUSTOMER PART NUMBER:	NAME:	
1 PLACE .X	± 0.25	CHECKED BY:			[----]	Air to Air Cooler, 60W, 12V, 7.3A MAX	
2 PLACE .XX	± 0.13	CHECKED BY:			[----]	SCALE:	CUS REV:
3 PLACE .XXX	± 0.08	CHECKED BY:			COFAN DRAWING NUMBER:	NONE	-
ANGLES EXCEPT 90°	± 0.5°	APPR BY:			11-1012	01	
MAXIMUM SURFACE ROUGHNESS	6.3				COFAN PART NUMBER:	SHEET:	DATE DRAWN:
					11-1012	1 OF 2	11/27/07

NOTICE - PROPRIETARY INFORMATION  
 THE DESIGN AND RELATED INFORMATION CONTAINED HEREIN IS THE SOLE PROPERTY OF COFAN USA INC. THE DISCLOSURE OF THIS INFORMATION DOES NOT CONSTITUTE THE RELEASE OF ANY PROPRIETARY RIGHTS THEREIN. PERMISSION TO REPRODUCE THIS INFORMATION OR THE PRODUCTS DISCLOSED HEREIN MUST BE OBTAINED IN WRITING FROM COFAN USA INC.

REVISION HISTORY					
REV	DESCRIPTION	DRWN	CHK'D	APPVD	DATE
-	-	-	-	-	-



ITEM	DESCRIPTION	PART NUMBER	MATERIAL/FINISH	QTY
①	M3.5x42 FAN SCREW, PHIL	60-1210 REV 01	STEEL / BLACK ZINC	8
②	80x25mm 12v DC FAN	F-8025H12BI	-	2
③	M3 MOUNTING SCREW	60-1211 REV 01	SS304 / DEGREASE	2
④	BELLEVILLE WASHER	50-1104 REV 01	SS / DEGREASE	4
⑤	COLD SIDE HEATSINK	20-1745 REV 01	AL6063 / BLACK ANODIZE	1
⑥	BLACK GASKET 02, PSA	50-1325 REV 01	SB AGP 200 OR EQUIV	1
⑦	SPACER BLOCK	20-1746 REV 01	AL6063 / BLACK ANODIZE	1
⑧	RED GASKET 01, PSA	50-1324 REV 01	SB R10480 OR EQUIV	1
⑨	TEC, 12V, 15.4V MAX, 76W @ 8A MAX, 40x40x3.6mm	10-1022 REV 01	-	1
⑩	THERMAL GREASE, STARS 801	70-1101 REV 01	-	1
⑪	HOT SIDE HEATSINK	20-1744 REV 01	AL6063 / BLACK ANODIZE	1

<b>DO NOT SCALE DRAWING</b>		NAME:	DATE:	CUSTOMER DRAWING NUMBER:	 46177 VARN SPRING BLVD FREMONT CA 94539
UNLESS OTHERWISE SPECIFIED DIMENSIONS ARE IN MILLIMETRE TOLERANCES ARE:		DRAWN BY:	Mark.S	11/27/07	
1 PLACE .X	± 0.25	CHECKED BY:			NAME:
2 PLACE .XX	± 0.13	CHECKED BY:			Air to Air Cooler, 60W, 12V, 7.3A MAX
3 PLACE .XXX	± 0.08	CHECKED BY:			COFAN DRAWING NUMBER:
ANGLES EXCEPT 90°	± 0.5°	APPR BY:			11-1012
MAXIMUM SURFACE ROUGHNESS	6.3				COFAN PART NUMBER:
					11-1012
					SCALE:
					NONE
					CUS REV:
					-
					COF REV:
					01
					SHEET:
					2 OF 2
					DATE DRAWN:
					11/27/07

RoHS  
 COMPLIANT  
 2002/95/EC