



Approval Specification for Cofan Part # 11-1017 Rev 01

100W TEC Assembly, 24V, 300x160x130mm

Revision Date: Jan 14, 2008

Cofan USA, 46177 Warm Springs Blvd Fremont, CA 94539 www.cofan-usa.com (800) 766-6097

NOTICE - PROPRIETARY INFORMATION
 THE DESIGN AND RELATED INFORMATION CONTAINED HEREIN IS THE SOLE PROPERTY OF COFAN USA INC. THE DISCLOSURE OF THIS INFORMATION DOES NOT CONSTITUTE THE RELEASE OF ANY PROPRIETARY RIGHTS THEREIN. PERMISSION TO REPRODUCE THIS INFORMATION OR THE PRODUCTS DISCLOSED HEREIN MUST BE OBTAINED IN WRITING FROM COFAN USA INC.

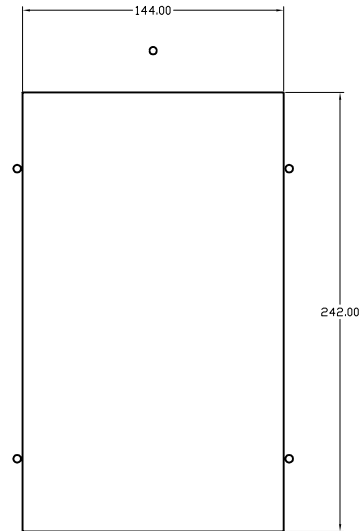
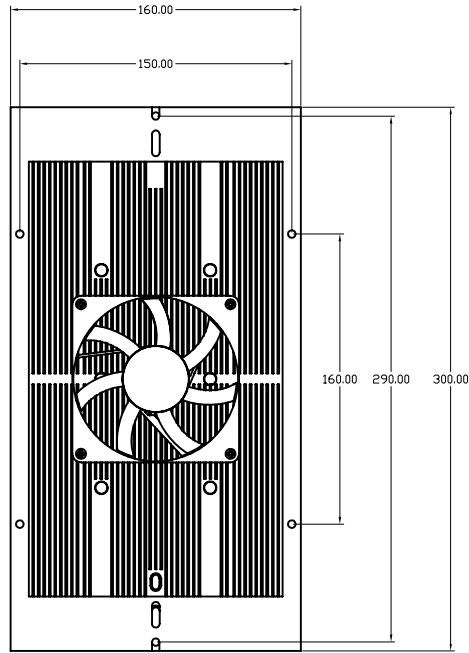
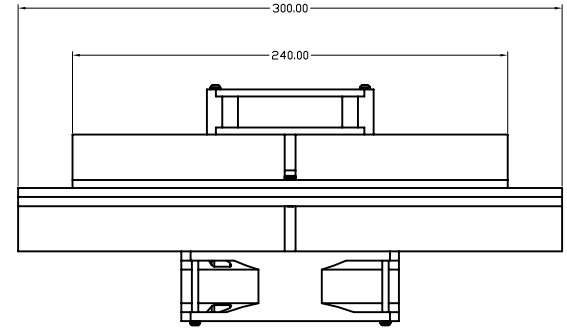
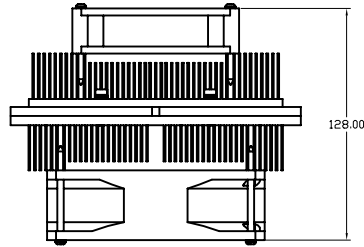
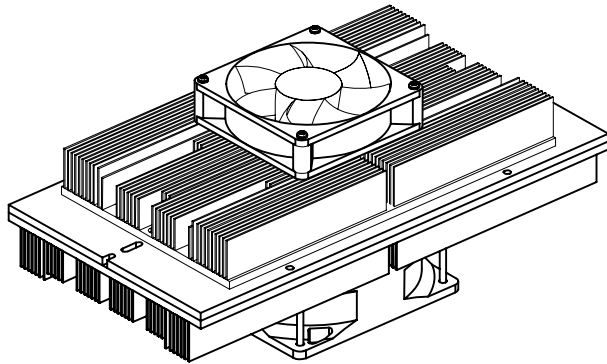
COOLER SPECIFICATIONS:
 VOLTAGE: 24 VDC, 30 VDC MAX
 CURRENT DRAW: 5A @ 24 VDC, NORMAL OPERATING CONDITIONS
 6A @ 24 VDC, STARTUP
 TEC COOLING POWER: 4x 25W @ 12V, 2.25A
 INPUT POWER: 130W
 MAX TEMP HOT SIDE: 65°C
 WEIGHT: 2.5 Kg
 OPERATING TEMPERATURE: 0°C TO 55°C
 *ABOVE PARAMETERS ARE ±10%

FANS
 COLD SIDE FAN: F-9225H24BI, 2800 RPM, 0.18A
 HOT SIDE FAN: F-1238H24BI, 2800 RPM, 0.50A

HEATSINK MATERIAL: AL6063
HEATSINK FINISH: BLACK ANODIZE

WIRE CONFIGURATION: FANS WIRED IN PARALLEL AND LEFT UNTERMINATED.
 CUSTOM WIRE CONFIGURATIONS AVAILABLE

CUSTOM HEATSINKS AVAILABLE
 FOR MORE INFORMATION CONTACT: INFO@COFAN-USA.COM



CUT OUT FOR MOUNTING

REVISION HISTORY					
REV	DESCRIPTION	DRWN	CHK'D	APPVD	DATE
-	-	-	-	-	-

DO NOT SCALE DRAWING		NAME:	DATE:	CUSTOMER DRAWING NUMBER:		
UNLESS OTHERWISE SPECIFIED DIMENSIONS ARE IN MILLIMETRE TOLERANCES ARE:		DRAWN BY:	Mark.S	1/14/08	[----]	
1 PLACE .X	± 0.25	CHECKED BY:			CUSTOMER PART NUMBER:	
2 PLACE .XX	± 0.13	CHECKED BY:			[----]	
3 PLACE .XXX	± 0.08	CHECKED BY:			COFAN DRAWING NUMBER:	SCALE:
ANGLES EXCEPT 90°	± 0.5°	APPR BY:			11-1017	NONE
MAXIMUM SURFACE ROUGHNESS	6.3				COFAN PART NUMBER:	CUS REV:
					11-1017	-
					SHEET:	COF REV:
					1 OF 2	01
					DATE DRAWN:	
					1/14/08	

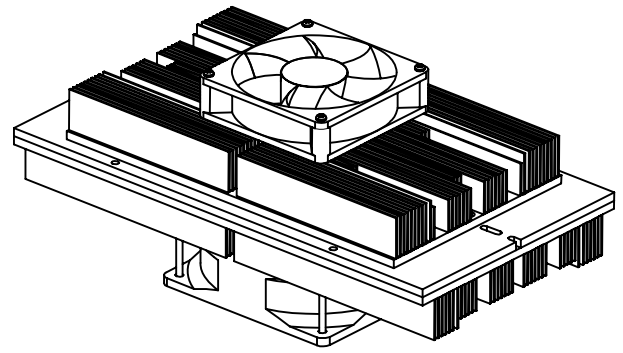
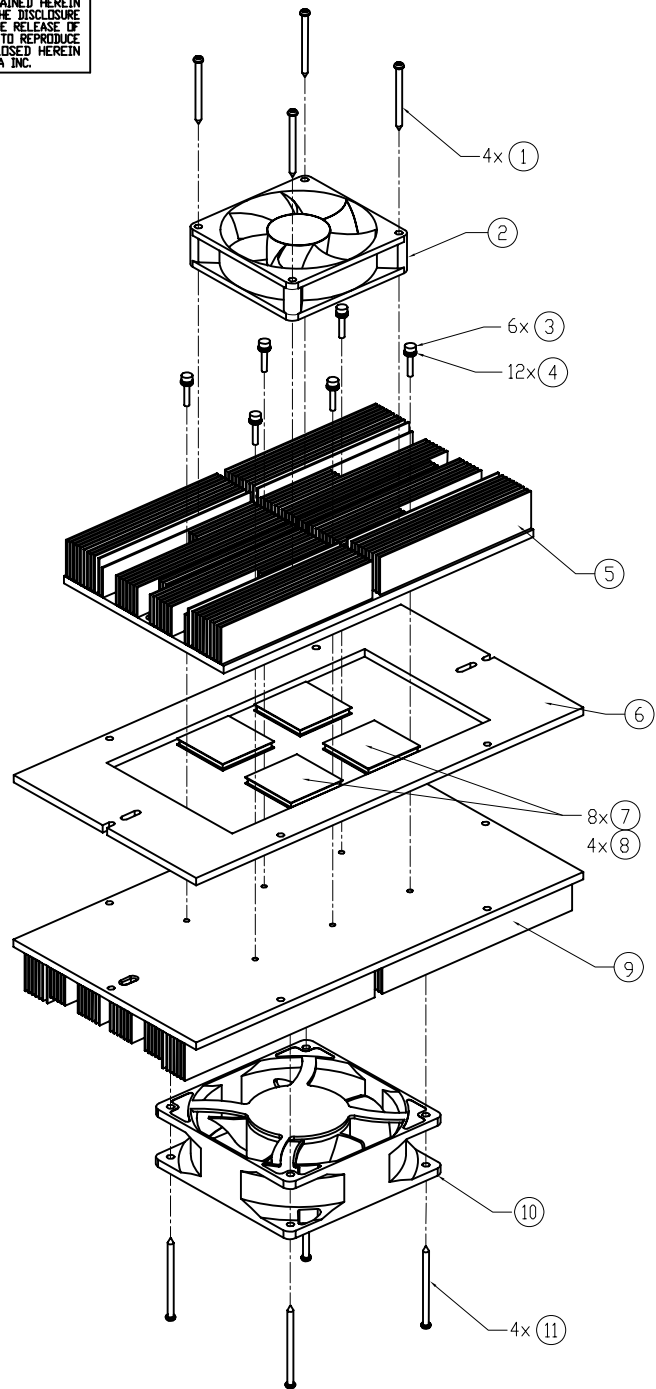
RoHS
 COMPLIANT
 2002/95/EC



NAME:
 Air to Air Cooler, 100W, 24V, 6A MAX

NOTICE - PROPRIETARY INFORMATION
 THE DESIGN AND RELATED INFORMATION CONTAINED HEREIN IS THE SOLE PROPERTY OF COFAN USA INC. THE DISCLOSURE OF THIS INFORMATION DOES NOT CONSTITUTE THE RELEASE OF ANY PROPRIETARY RIGHTS THEREIN. PERMISSION TO REPRODUCE THIS INFORMATION OR THE PRODUCTS DISCLOSED HEREIN MUST BE OBTAINED IN WRITING FROM COFAN USA INC.

REVISION HISTORY					
REV	DESCRIPTION	DRWN	CHK'D	APPVD	DATE
-	-	-	-	-	-



ITEM	DESCRIPTION	PART NUMBER	MATERIAL/FINISH	QTY
①	M3.5x42 FAN SCREW, PHIL	60-1210 REV 01	STEEL / BLACK ZINC	4
②	92x25mm 24V DC FAN	F-9225H24BI	-	1
③	M3 MOUNTING SCREW	60-1082 REV 01	SS304 / DEGREASE	6
④	BELLEVILLE WASHER	50-1104 REV 01	SS / DEGREASE	12
⑤	COLD SIDE HEATSINK	20-1784 REV 01	AL6063 / BLACK ANODIZE	1
⑥	RED GASKET 01, PSA	50-1345 REV 01	SB R10480 DR EQUIV	1
⑦	THERMAL GREASE, STARS 801	70-1101 REV 01	AL6063 / BLACK ANODIZE	8
⑧	TEC, 12V, 15.4V MAX, 45W @ 3A MAX, 40x40x4.9mm	10-1001 REV 01	-	4
⑨	HOT SIDE HEATSINK	20-1785 REV 01	AL6063 / BLACK ANODIZE	1
⑩	120x38mm 24V DC FAN	F-1238H24B	-	1
⑪	M3.5x52 FAN SCREW, PHIL	60-1221 REV 01	STEEL / BLACK ZINC	4

DO NOT SCALE DRAWING		NAME:	DATE:	CUSTOMER DRAWING NUMBER:	 46177 VARN SPRING BLVD FREMONT CA 94539			
UNLESS OTHERWISE SPECIFIED DIMENSIONS ARE IN MILLIMETRE TOLERANCES ARE:		DRAWN BY:	Mark.S	1/14/08				CUSTOMER PART NUMBER:
1 PLACE .X	± 0.25	CHECKED BY:			COFAN DRAWING NUMBER:	SCALE:	CUS REV:	COF REV:
2 PLACE .XX	± 0.13	CHECKED BY:			11-1017	NONE	-	01
3 PLACE .XXX	± 0.08	APPR BY:			COFAN PART NUMBER:	SHEET:	DATE DRAWN:	
ANGLES EXCEPT 90°	± 0.5°				11-1017	2 OF 2	1/14/08	
MAXIMUM SURFACE ROUGHNESS	6.3							

RoHS
 COMPLIANT
 2002/95/EC